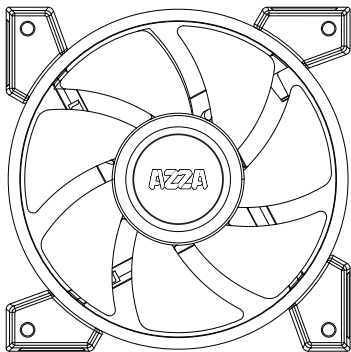




ONE VISION. ONE MISSION

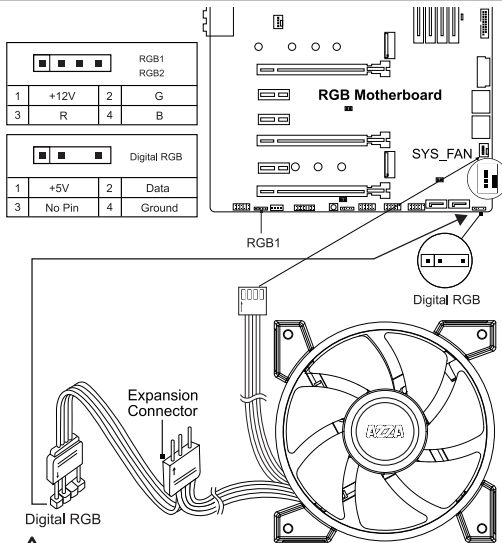
# HURRICANE II

Digital RGB Fan 120mm



## USER MANUAL

### HURRICANE II Digital RGB Fan Installation For Motherboard

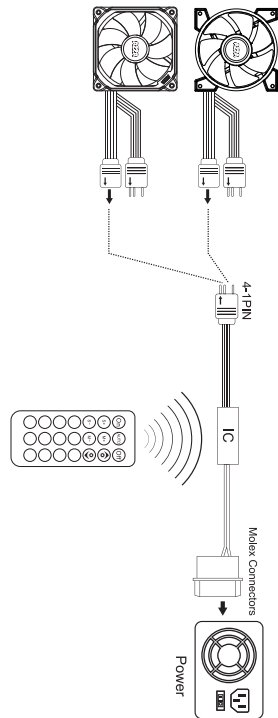


#### ⚠ CAUTION

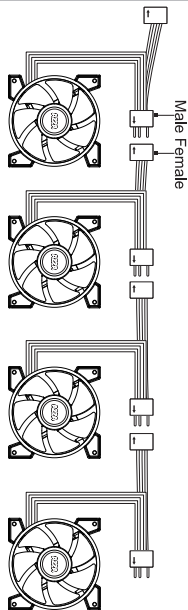
Connecting a strip to an incorrect connector can potentially cause damage to the LED strip, due to the RGB, and Digital RGB connectors providing different voltages .

Our digital RGB devices are WS2812B-compliant. Each fan contains 10digital/addressable LED diodes. The WS2812B standard supports up to 60 diodes at the maximum for a single header, so please do not daisy-chain more than 5 digital RGB fans together.

### RF Installation

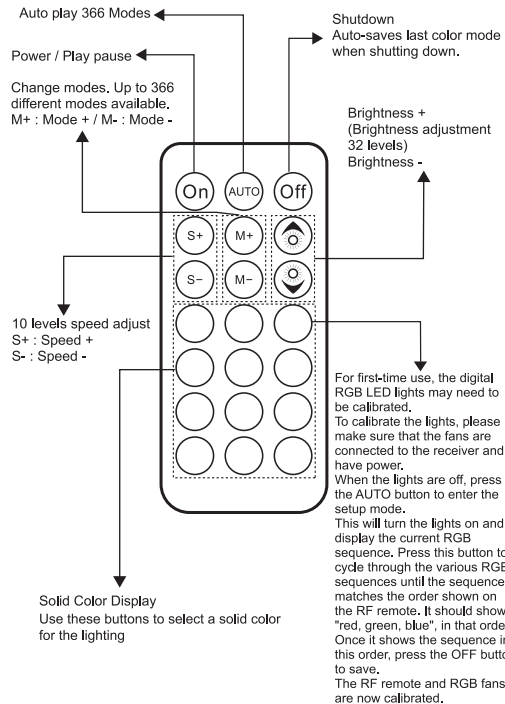


## Hurricane II Digital RGB Fan Parallel Connection (daisy-chaining)



Models:  
AZZA Hurricane II Digital RGB Fan 12cm  
( FNAZ-12DRGB2-041 / FNAZ-12DRGB2-042 )

## Digital RF Remote (Optional)



### WARNING!

The addressable RGB fans can connect directly to the 5V addressable headers of compatible motherboards, such as those from MSI™, ASUS™, Gigabyte™ and ASROCK™.

Please note: Only 5V addressable header from compatible motherboards are supported; please do Not connect the fan to a 12V non-addressable header.

Please check your motherboard's specifications before use. Do not go past the motherboard's allowed limits on power ratings and LED count when connecting multiple fans / LED strips.